



OPERATOR/PARTS MANUAL FOR SPEEDEX S-14 THROUGH S-24 TRACTORS



P.N. 500-RHSS

Trans Tech Int'l., Ltd.
3730 Rice Road SW
New Phila., OH 44663

These BIG Tractors Give Unequaled **POWER & PER**




36" MOWER

S17
8 h.p. **HERE IS QUALITY AT A LOW - LOW PRICE**

SPECIFICATIONS

Engine	Speeds	Axles	Geared Steering	Length	Width	Frame Clearance
8 hp to 6	F 1" R 1"			65"	31"	12 1/2" 5 c

ELECTRIC STARTING OPTIONAL



36" MOWER


S19
8 h.p.

HERE IS VERSATILITY WITH HIGH PERFORMANCE

SPECIFICATIONS

Engine	Speeds	Axles	Geared Steering	Length	Width	Frame Clearance
8 hp to 8	F 1" R 1"			65"	32"	12 1/2" 5 c

ELECTRIC STARTING OPTIONAL



44" MOWER

S24
10 h.p.

BIG AND HUSKY FOR DEPENDABLE PERFORMANCE


SPECIFICATIONS

Engine	Speeds	Axles	Geared Steering	Length	Width	Frame Clearance
10 hp to 8	F 1" R 1 3/8"			73"	42"	16" 6 c

ELECTRIC STARTING OPTIONAL

**A PLEASURE
"AMERICA'S F**

6 h.p. Model S-14




6

SPECIFICATIONS - 6 h.p. Model S-14

ENGINE	Gasoline, 6 h.p. Briggs & Stratton, 4 cycle
DRIVE	V-Belt & roller chain, to final gear drive
TRANSMISSION	Hardened gears mounted on Timken tapered roller bearings, pressure lubrication, geared reverse.
SPEEDS	Low range, 1/4 to 4 m.p.h., high range from 1/2 to 6 m.p.h.; forward and reverse.
FRONT WHEELS	Pneumatic 4" x 8", mounted on 1" axle and spindles.
REAR WHEELS	Pneumatic, 6" x 16"
BRAKES	Sheave type, foot operated, automatic
WIDTH	30" wide overall; adjustable to 28"
WHEEL BASE	41 1/2", overall length 63"
AXLE CLEARANCE	12 1/2"
STEERING	Automotive type, geared reduction, Turning Radius—4 ft.
FUEL TANK	5 qts. capacity.
LUBRICATION	Zerk fittings and oil bath.
TOOL LIFT LEVER	Easily raises attached equipment. (Standard equipment).
SHIPPING WEIGHT	400 lbs.

Electric starting and lights available.



8 h.p. Model S-18

Compare Specifications - 8 h.p. Model S-18

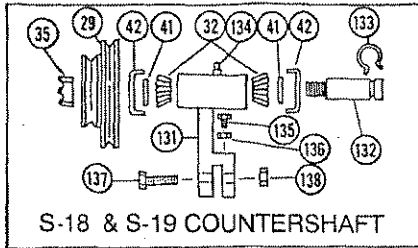
ENGINE	Gasoline, 8 h.p., Kohler, 4 cycle, recoil start (electric starting available).
DRIVE	Engine to transmission, V belt.
TRANSMISSION & DIFFERENTIAL	Gears on roller and ball bearings.
SPEEDS (Throttle Control)	4 forward and 1 reverse (gears) 1-3-5-7 MPH at 3200 RPM
FRONT WHEELS	Pneumatic 4 x 8 (with tubes) mounted on 1" axels and spindles.
REAR WHEELS	6:00 x 16 with tubes.

BRAKES	Foot controlled on clutch pedal, automatically engage brake on clutch release.
WIDTH	Overall 31", adjustable to 33"
WHEEL BASE	43 1/2", overall length 65"
AXEL CLEARANCE	Front 12 1/2", rear 8 1/4"
STEERING	Automotive geared reduction.
FUEL TANK	6 qts. capacity.
LUBRICATION	Zerk fittings and oil bath.
TOOL LIFT LEVER	Standard equipment.
SHIPPING WEIGHT	425 pounds.

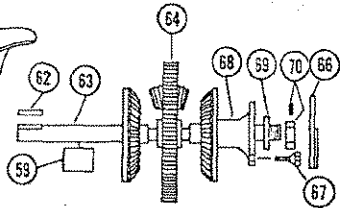
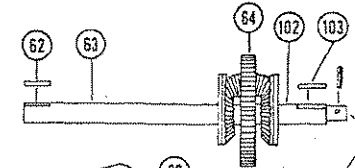


S-14, S-18 & S-23 w/Hood S-17, S-19 & S-24 Tractor Assembly Service Parts Breakdown

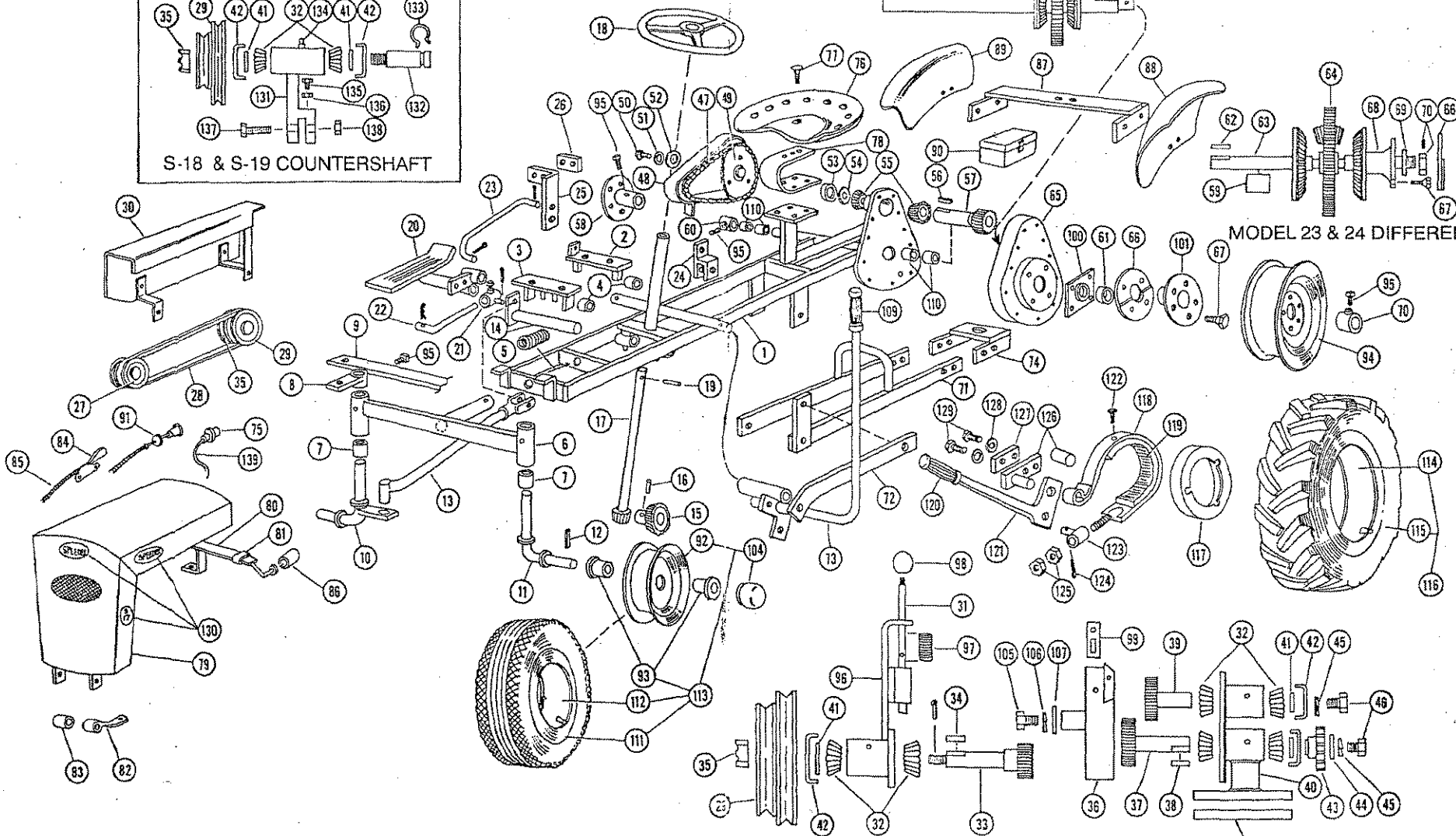
Nos. S-14, S-18 & S-23
S-17, S-19 & S-24
SPEEDEX TRACTOR
COMPANY



MODEL 14 & 17 DIFFERENTIAL



MODEL 23 & 24 DIFFERENTIAL



S-14, S-17, S-23 & S-24 2-spd. TRANSMISSION 108



SPEEDEX TRACTOR COMPANY

TRACTOR ASSEMBLY

Item	Model & Code Number				Description
	S-14	S-17	S-18 & S-19	S-23 & S-24	
1.	1401-7001	1701-7001	1901-7001	2401-7001	Tractor Frame
2.	1906-7004	1906-7004	1906-7004	2406-7003	Rear Motor Mount
3.	1906-7003	1906-7003	1906-7003	2406-7002	Front Motor Mount
4.	48-1005	48-1005	48-1005	48-1005	Eccentric Disc
	80-1029	80-1029	80-1029	80-1029	Spacer
5.	341-3424	341-3424	341-3424	341-3424	Engine Return Spring
6.	1903-7001	1903-7001	1903-7001	2403-7001	Front Axle Assembly
7.	40-1139	40-1139	40-1139	40-1139	1" ID Bushing (Front Axle)
8.	1903-7007	1903-7007	1903-7007	1903-7007	Steering Tab Assembly w/849-3003
9.	1903-7005	1903-7005	1903-7005	2403-7004	Tie Rod Weldment
10.	1903-7002	1903-7002	1903-7002	2403-7002	Front Spindle R.H.
11.	1903-7003	1903-7003	1903-7003	2403-7003	Front Spindle L.H.
12.	55-0924	55-0924	55-0924	55-0924	Front Wheel Retaining Wire
13.	1902-7004	1902-7004	1902-7004	2402-7004	Drag Link Weldment
14.	1902-7002	1902-7002	1902-7002	2402-7002	Pitman Arm Weldment
15.	1902-0701	1902-0701	1902-0701	1902-0701	Steering Gear (Casting)
16.	53-0611	53-0611	53-0611	53-0611	Drive Pin 5/16 x 1 3/8
17.	1902-7003	1902-7003	1902-7003	1902-7003	Steering Column w/gear
18.	44-2354	44-2354	44-2354	44-2885	Steering Wheel
19.	53-0508	53-0508	53-0508	53-0508	Drive Pin 1/4 x 1"
20.	1706-7001	1706-7001	1906-7001	2406-7001	Clutch Pedal (Slide Engine)
	1706-7001	1706-7001	1906-7007	2406-7001	Clutch Pedal (Stationary Engine)
21.	1906-8001	1906-8001	1906-8001	1906-8001	Clutch Adjusting Knuckle w/849-3003
22.	2406-1501	2406-1501	1906-1501	2406-1501	Motor Push Rod
23.	1710-1501	1710-1501	1910-1501	2410-1501	Brake Rod
24.	1710-7002	1710-7002		2410-7001	Lower Brake
25.	1710-8002	1710-8002		2410-8002	Upper Brake Assembly
26.	1910-0601	1910-0601	1910-0601	1910-0601	Brake Lining Shoe
27.	372-1604	372-1604	372-1604	372-1605	Engine Pulley w/set screw
	68-0432	68-0432	68-0432	68-0432	Key: 1/4 x 1/4 x 2
28.	392-6963	392-6964	392-6964	392-6964	Engine Belt (Slide Engine)
		392-6943	392-6983	392-6947	Engine Belt (Stationary Engine)
		392-6934	392-6937	392-6934	Transmission Belt
29.	372-1206	372-1206	372-1260	372-1306	Transmission Pulley w/set screw
			372-1206		Countershaft Pulley w/set screw
30.	1706-7501	1706-7501	1906-7501	2439-7506	Belt Guard (Slide Engine)
		1705-7501	1926-7501	2405-7501	Belt Guard (Stationary Engine)
31.	1708-1001	1708-1001		1708-1001	Shifter Rod
32.	40-1949	40-1949	40-1949	40-9081	Timken Bearing
33.	355-1214	355-1214		355-1314	14 Tooth Gear w/shaft
34.	68-0320	68-0320		68-0320	Input Shaft Key 3/16 x 1 1/4"
35.	920-3900	920-3900	SEE 1907-0003 TRANSAXLE	920-3900	Slotted Nut 5/8-18
36.	1708-0702	1708-0702		2408-0701	Transmission Housing 2865
37.	1708-7005	1708-7005		2408-7004	Output Shaft w/30T Gear
38.	68-0314	68-0314		68-0316	Square Key
39.	1708-7004	1708-7005		2408-7003	Idler Shaft w/30T Gear
40.	1708-7003	1708-7003		2408-7002	Transmission Housing Plate
41.	40-5625	40-5625	40-5625	40-2514	Flinger
42.	40-5624	40-5624	40-5624	40-7361	Closure
43.	365-1211	365-1211		365-1311	Sprocket 11 Tooth
44.	80-0230	80-0230		80-0230	Wrot Washer



SPEEDEX TRACTOR COMPANY

TRACTOR ASSEMBLY

Item	Model & Code Number				Description
	S-14	S-17	S-18 & S-19	S-23 & S-24	
45.	80-0530	80-0530		80-0532	Lock Washer
46.	847-3103	847-0530			Capscrew 3/8-24 x 3/4"
				847-3303	Capscrew 7/16-20 x 3/4"
47.	56-4028	56-4036		56-4036	Drive Chain ASA40-72P
					Drive Chain ASA40-56P (S-14 only)
48.	1711-7501-S0	1711-7501-S0		2411-7501	Chain Guard
49.	1711-7002	1711-7002		2411-7002	Sprocket 42T
50.	847-3303	847-3303			Capscrew 7/16-20 x 3/4"
				847-3904	Capscrew 5/8-18 x 1"
51.	80-0532	80-0532			Lockwasher 7/16
				80-0538	Lockwasher 5/8
52.	80-0230	80-0230			Wrot Washer 3/8
				80-0238	Wrot Washer 5/8
53.	40-7361	40-7361		40-5633	Closure
54.	40-2514	40-2514		40-5634	Flinger
55.	40-9081	40-9081		40-7048	Timken Bearing
56.	68-0314	68-0314			Key 3/16 x 7/8"
				68-0416	Key 1/4 x 1"
57.	1711-7001	1711-7001		2411-7012	Pinion Gear Weldment
58.	1907-7001	1907-7001	1907-8002-S0	2409-8002	R.H. Hub w/screw (Standard)
	1709-8007	1709-8007	1907-8003	2409-8005	R.H. Hub w/screw (Turf)
59.				2409-4004	Space Out Tube
60.	1709-8003	1709-8003		2409-7004	Axle Retaining Ring R.H.
61.	40-1604	40-1604			Bushing (Cover Plate)
62.	68-0424	68-0424	68-0009	68-0432	Key: R.H. Hub
63.	1709-7001	1709-7001		2409-7001	Rear Axle w/gear
64.	1709-7003	1709-7003		2409-7003	Drive Gear w/spider
65.	1709-0705	1709-0705		2409-0705	Differential Housing
66.				2409-3003	Cover Plate (2 required)
67.	857-3305	857-3305	857-3305	857-3305	Wheel Lug Bolt 7/16-20 x 1 1/4"
68.				2409-8002	Gear and Hub L.H. 3-24 Only
69.				80-0253	Wrot Washer 1 3/8"
70.	1709-8002	1709-8002		2409-8004	Hub Retainer L.H. w/screw
71.	1704-7001	1704-7001	1904-7002	2404-7002	Tool Rack
72.	1704-2501	1704-2501	1904-2502	2404-2502	Lift Bar
73.	1904-7001	1904-7001	1904-7001	2404-7001	Lift Handle Assembly
74.	1904-7003	1904-7003	1904-7003	2404-7003	Draw Bar
75.	33-9059	33-9059	33-9059	33-9059	Stop Button
76.	43-0202	43-0202	43-0202	43-0202	Metal Seat
	43-1469	43-1469	43-1469	43-1469	Deluxe Low Back
	43-9001	43-9001	43-9001	43-9001	Deluxe Hi-Back
	43-5500	43-5500	43-5500	43-5500	Hi-Back Cushion
	43-9002	43-9002	43-9002	43-9002	Back Rest w/cushion
	43-5201	43-5201	43-5201	43-5201	Back Rest Cushion
	43-5202	43-5202	43-5202	43-5202	Metal Seat Cushion
77.	843-3205	843-3205	843-3205	843-3205	Carriage Bolt 7/16-14 x 1 1/4
78.	340-3152	340-3152	340-3152	340-3152	Seat Spring
79.	1919-7501	1919-7501	1919-7501	2419-7501	Hood
80.	1919-7001	1919-7001	1919-7001	2419-7001	Upper Hood Bracket
81.	47-1606	47-1606	47-1606	47-1606	Upper Rubber Ring
82.	1919-7002	1919-7002	1919-7002	1919-7002	Lower Hood Bracket



SPEEDEX TRACTOR COMPANY

TRACTOR ASSEMBLY

Item	Model & Code Number				Description
	S-14	S-17	S-18 & S-19	S-23 & S-24	
83.	47-1209	47-1209	47-1209	47-1209	Lower Rubber Ring
84.	36-5036	36-5036	36-5036	36-5042	Throttle Assembly
85.	36-5136	36-5136	36-5136	36-5142	Casing and Wire
86.	47-0910	47-0910	47-0910	47-0910	Hood Retaining Stop
87.	1739-7005	1739-7005	1739-7005	2401-7004	Fender Bracket
88.	1919-3501	1919-3501	1919-3501	2419-3501	L.H. Fender
89.	1919-3501	1919-3501	1919-3501	2419-3502	R.H. Fender
90.	2419-9001	2419-9001	1919-9001	2419-9001	Tool Box
91.	36-6036	36-6036	36-6036	36-6036	Choke
92.	41-4008	41-4008	41-4008	41-4008	8" Wheel Rim
	41-4006	41-4006	41-4006	41-4006	6" Wheel Rim (Turf)
93.	40-5416	40-5416	40-5416	40-5416	1" Wheel Bushing
94.	41-4516	41-4516	41-4516	41-4516	16" Wheel Rim - 5 Bolt Holes
	41-4415	41-4415	41-4415		15" Wheel Rim - 4 Bolt Holes
95.	849-3003	849-3003	849-3003	849-3003	Set Screw 3/8-16 x 3/4"
96.	1708-7001	1708-7001		2408-7001	Shifter Assembly Less 31, 97 & 98
97.	341-1509	341-1509		341-1509	Shifter Spring Compress
98.	44-0035	44-0035	44-0095	44-0095	Shifter Knob
99.	1708-2501	1708-2501		1708-2501	Shifter Stop
100.	1709-7006	1709-7006			Bearing Housing L.H.
101.	1907-7008	1907-7008	1907-8002-S0	2409-7002	L.H. Hub - w/screw (Standard)
	1709-8008	1709-8008	1907-8003		L.H. Hub - w/screw (Turf)
102.	1709-7002	1709-7002			22T Gear w/tube L.H.
103.	68-0322	68-0322	68-0009		Key: L.H. Hub
104.	41-0101	41-0101	41-0101	41-0101	Hub Cap - 8" Wheel
105.	847-3303	847-3303		847-3303	Capscrew 7/16-20 x 3/4
106.	80-0532	80-0532			Lockwasher 7/16
107.	80-0232	80-0232		80-0232	Wrot Washer 7/16
108.	1708-2001	1708-2001		2408-2001	Keeper
109.	44-1556	44-1556	44-1556	44-1556	Handle Grip
110.	40-1117	40-1117		40-1604	Bushing (Differential)
111.	41-2488	41-2488	41-2488	41-2488	Front Tire 4.8 x 4 x 8
	41-3606	41-3606	41-3606	41-3606	Front Tire (Turf)
112.	41-1408	41-1408	41-1408	41-1408	Front Tube
113.	41-9004	41-9004	41-9004	41-9004	Front Wheel Complete w/rim and tube
	41-9005	41-9005	41-9005	41-9005	Front Wheel Complete w/rim (Turf)
114.	41-1616	41-1616	41-1616	41-1616	Rear Tube
115.	41-2616	41-2616	41-2616	41-2816	Rear Tire
	41-3815	41-3815	41-3815	41-3816	Rear Tire (Turf)
116.	41-8001	41-8001	41-8001	41-8002	Rear Tire w/tube
				41-8003	Rear Tire w/tube (Turf)
117.	1710-3501	1710-3501	1910-3401	1710-3401	Brake Drum
118.	1710-8003	1710-8003	1910-8002	1710-8003	Brake Band w/lining
119.	1710-0602	1710-0602	1710-0602	1710-0602	Brake Band Lining
120.	44-0378	44-0378		44-0378	Handle Grip
121.	1710-7004	1710-7004		1710-7004	Hand Brake Handle
122.	50-1408	50-1408	50-1408	50-1408	Rivet
123.	1710-7006	1710-7006		1710-7006	Adjusting Knuckle
124.	52-0206	52-0206		52-0206	Cotter Pin 1/8 x 3/4"
125.	902-3000	902-3000	902-3000	902-3000	Full Hex Nut 3/8-16
126.	1710-7005	1710-7005			Mounting Bracket

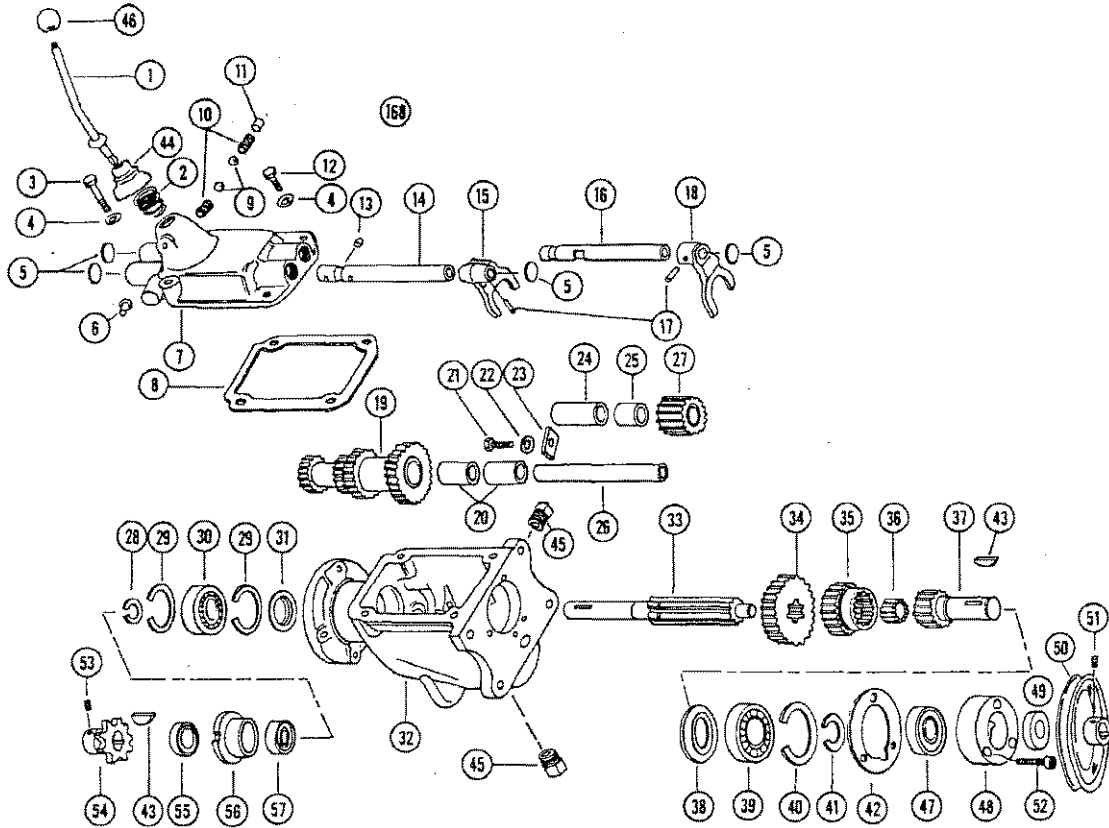


SPEEDEX TRACTOR COMPANY

TRACTOR ASSEMBLY

Item	Model & Code Number				Description
	S-14	S-17	S-18 & S-19	S-23 & S-24 2410-1001	
127.	1710-2009	1710-2009			Brake Pivot Keeper
128.	80-0530	80-0530			Medium Lockwasher 3/8"
129.	847-3005	847-3005			Hex Head Capscrew 3/8-16 x 1 1/4"
130.	42-8016	42-8017	42-8019	42-8024	Decal Sets
		42-8117		42-8124	Decal Sets (Variable Speed)
131.			1905-7001		Countershaft Weldment
132.			1905-1001		Countershaft
133.			58-0075		Snap Ring 3/4"
134.	862-0501	862-0501	862-0501	862-0501	Grease Fitting
135.			845-3006		Adjusting Screw 3/8-16 x 1 1/2"
136.			904-3000		Adjusting nut 3/8-16
137.	847-3008	847-3008	847-3008	847-3008	Hex Head Capscrew 3/8-16 x 2"
138.	919-3000	919-3000	919-3000	919-3000	Hex Locknut 3/8-16
139.	32-9255	32-9255	32-9255	32-9255	Stop Wire
140.	32-9257	32-9257	32-9257	32-9257	Positive Wire - Battery
	32-9258	32-9258		32-9257	Positive Wire - Battery (Variable)
141.	32-9256	32-9257	32-9257	32-9256	Negative Wire - Battery
142.	32-9256	32-9256	32-9256	32-9256	Starter Wire - Alternator or Generator
143.				35-9524	Voltage Regulator Wire
144.				2413-2501	Voltage Regulator Bracket
145.				35-9524	Voltage Regulator
146.	33-9183	33-9183	33-9183	33-9183	Starter Switch
147.	1913-2501	1913-2501	1913-2501	2413-2001	Starter Switch Bracket
148.	35-9943	35-9943	35-9943	35-9943	12 Volt Battery
149.	1913-9001	1913-9001	1913-9001	2413-9001	Battery Box
	1713-9001	1713-9001		2413-9001	Battery Box (Variable)
150.	1914-9002	1914-9002	1914-9002	2414-9001	Starter Kit Conversion
	1714-9001	1714-9001		2414-9001	Starter Kit Conversion (Variable)
151.	1914-9001	1914-9001	1914-9001	1914-9001	Head Light Complete
152.	35-0212	35-0112	35-0212	35-0212	Head Light
153.	33-5007	33-5007	33-5007	33-5007	Light Switch
154.	1914-2002	1914-2002	1914-2002	1914-2002	Light Switch Bracket
155.	1914-7001	1914-7001	1914-7001	1914-7001	Head Light Bracket
156.	41-0701	41-0701	41-0701	41-0701	Wheel Weights
157.	56-0616	56-0616	56-0616	56-0816	Rear Tire Chains
158.	71-2999	71-2999	71-2999	71-3969	Muffler Standard
	71-3910	71-3910	71-3910	71-2919	Low Tone Muffler
159.	1710-9002	1710-9002		2410-9002	Hand Brake Assembly - Less Drum
160.	1711-8001	1711-8001		2411-8002	Hand Brake Drum w/42T Sprocket
161.	1708-8003	1708-8003		2408-8003	Complete Transmission (2 Speed)
			1907-0003		Complete Transmission (4 Speed)
	1728-0000	1728-0000		2428-0000	Complete Transmission (Variable Speed)
162.			1912-7502	444-7011	Engine Belt Retainer
	1705-7004	1705-7004		444-7011	Engine Belt Retainer (Variable Speed)
163.	40-1910	40-1910	40-1910	40-1910	Bearing Race LM11910 for LM11949 Brg.
	40-9195	40-9195	40-9195	40-9195	Bearing Race 09195 for 09081 Brg.
	40-7010	40-7010	40-7010	40-7010	Bearing Race LM67010 for LM67048 Brg.
164.	40-0729	40-0729	40-0729	40-0729	Backup Ring K50-729 for 09081 Brg.
	40-5621	40-5621	40-5621	40-5621	Backup Ring K85621 for LM11949 Brg.
	40-5631	40-5631	40-5631	40-5631	Backup Ring K85631 for LM67048 Brg.

3 Speed Transmission Service Parts Breakdown



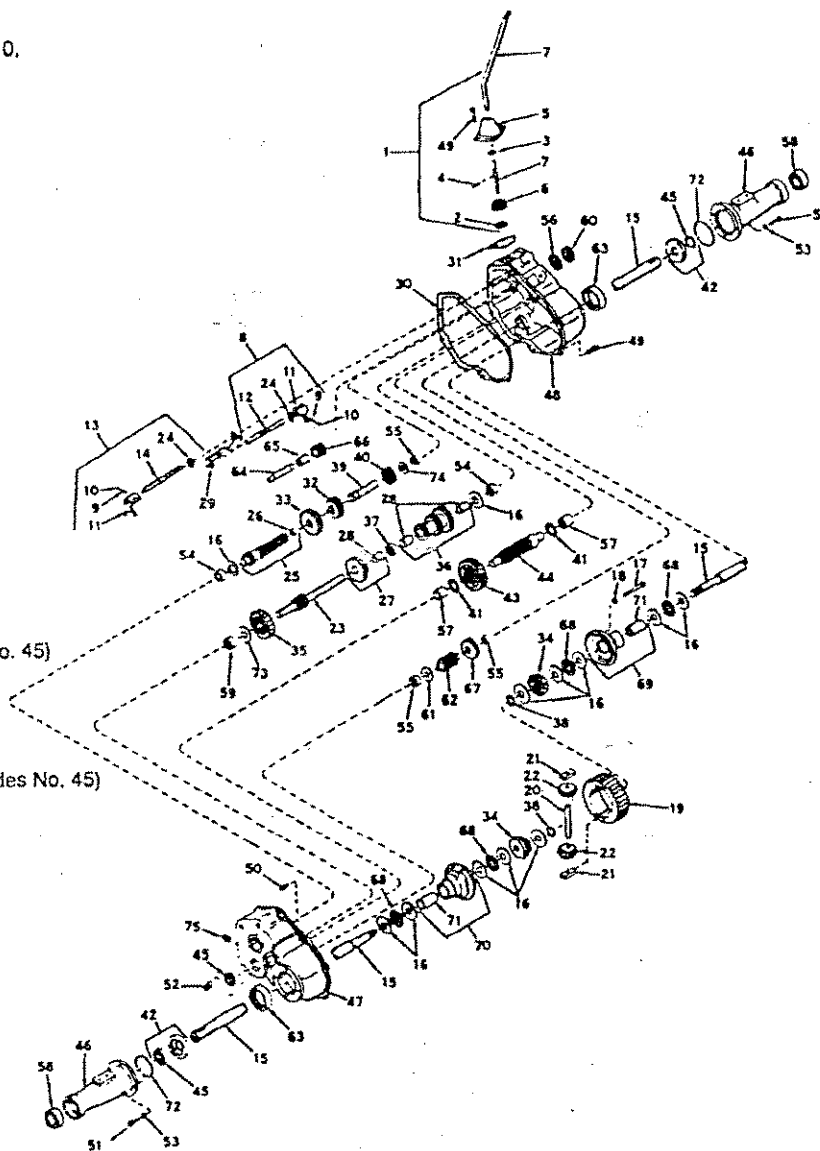
Item Code No.	Description	Item Code No.	Description
*N.I. 1AT92-148A	Complete control assembly with AC92-2	26.	2407-9241 Countershaft
*N.I. 2407-8002	Complete control assembly with AC92-2B	27.	2407-9214 Reverse idler gear and bushing assembly
1.	2407-1501 Control lever assembly	28.	2407-9238 Snap ring
	AC92-2A Control lever assembly	29.	2407-9235 Main shaft bearing snap ring
	AC92-2B Control lever assembly, straight	30.	2407-9203 Main drive gear bearing
	AC92-2E Control lever assembly	31.	2407-0137 Oil Retaining washer, rear
*N.I. C2-2- 1/2	Fulcrum ball	32.	2407-9208 Transmission case
*N.I. X19C6	3/16 x 7/16 Round Pin (Used to retain Fulcrum ball)	33.	2407-1001 Main shaft
2.	2407-9243 Control lever support spring	34.	2407-9216 Main shaft low and reverse gear
3.	847-2806 5/16-18 x 1-1/2 hex head bolt	35.	2407-9215 Main shaft second speed gear
4.	80-0528 5/16 lockwasher (need 4)	36.	2407-9202 Bearing roller (need 13)
5.	2407-9228 5/8 expansion plug (need 4)	37.	2407-1002 Main Drive gear
6.	2407-9224 Control housing pin	38.	2407-9136 Oil retaining washer, front
7.	2407-9220 Control housing	39.	2407-9204 Main drive gear bearing
8.	2407-9212 Control housing gasket	40.	2407-9236 Main drive gear bearing snap ring
9.	2407-9201 5/16 Steel ball (need 2)	41.	2407-9237 Main drive gear snap ring
10.	2407-9244 Poppet spring (need 2)	42.	2407-9211 Main drive gear bearing retainer gasket
11.	2407-9227 Poppet spring seat	43.	68-0009 Woodruff key 606 (need 2)
12.	847-2803 5/16-18 x 3/4 hex head bolts (need 6)	44.	44-5940 Rubber boot
13.	2407-9229 Interlock Plunger	45.	866-7102 1/2 Pipe plug (need 2)
14.	2407-9223 Shift rail, low and reverse	*N.I. NA	Speedometer gear spacer (for early models)
15.	2407-9210 Shift fork, low and reverse	46.	44-0095 Shifter knob
16.	2407-9231 Shift rail, high and intermediate	47.	40-1640 Bearing
17.	2407-9225 Shift fork pin (need 2)	48.	2407-4001 Bearing retainer
18.	2407-9209 Shift fork, high and intermediate	49.	85-8796 Oil seal
19.	2407-9213 Countershaft gears and bushing assembly	50.	372-1470 7" pulley "B" section 7/8 Bore
20.	Not Serviced Countershaft gear bushings (need 2)	51.	876-2805 5/16-18 x 5/16 soc. set screw
21.	847-2602 1/4-20 x 1/2 hex head bolt	52.	875-2805 5/16 x 1 1/4 soc. hd. cp. screw (need 3)
22.	80-0526 1/4 lockwasher	53.	876-2601 1/4-20 x 1/4 soc. set screw
23.	2407-9226 Idler and countershaft lock plate	54.	365-4011 11 tooth sprocket 3/4 bore
24.	2407-9239 Reverse Idler shaft	55.	85-7628 Oil seal
25.	2407-9240 Reverse Idler gear bushing	56.	2407-4002 Bearing retainer
		57.	40-3124 Bearing

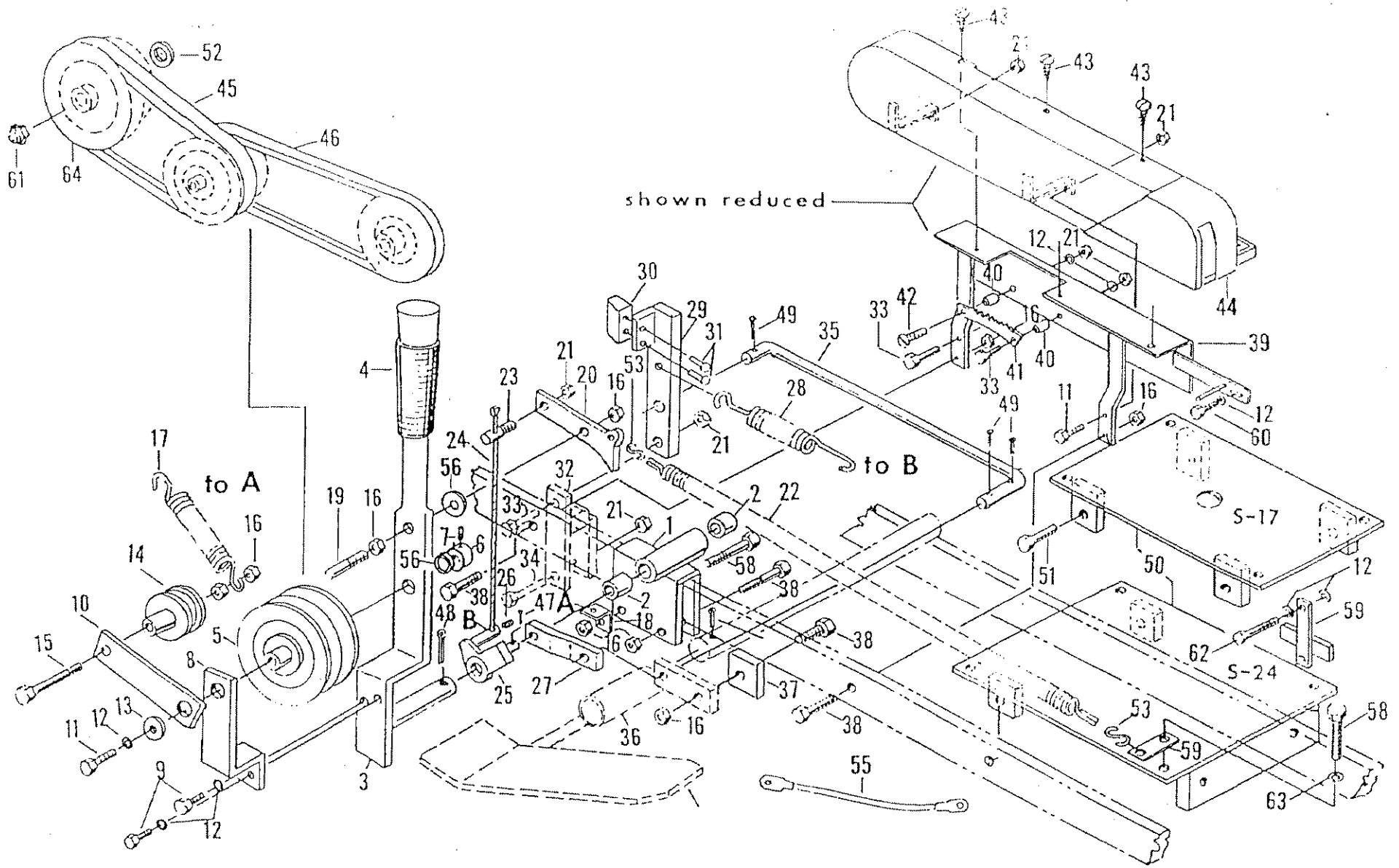
*N.I. Not Illustrated.

- 1907-0003

4 speed Transaxle • S-18 & S-19

Item	Code No.	Description
1.	1907-9601	Lever and Housing Assembly, Includes Numbers 2 thru 7)
2.	1907-9502	Ring, Snap
3.	1907-9503	Ring, Quad
4.	1907-9504	Pin, Roll
5.	1907-9605	Housing, Shift Lever
6.	1907-9606	Keeper, Shift Lever
7.	1907-9607	Lever, Shift
8.	1907-9508	Rod Assembly, Shift (Includes Nos. 9 thru 12 and 24)
9.	1907-9509	Spring
10.	1907-9510	Ball, Steel
11.	1907-9511	Fork, Shifter
12.	1907-9512	Rod, Shifter (3rd and 4th)
13.	1907-9513	Rod Assembly, Shift (Includes Nos. 9, 10, 11 and 14)
14.	1907-9514	Rod, Shifter (tow)
15.	1907-9515	Axle
16.	1907-9516	Washer, Thrust (Optional)
17.	1907-9517	Screw, Hex Hd. Cap 1/4-20 x 2 1/2
18.	1907-9519	Lockwasher, 1/4"
19.	1907-9519	Gear, Ring
20.	1907-9520	Pin, Drive
21.	1907-9521	Block, Drive
22.	1907-9622	Pinion, Bevel (Model 2311 Only)
23.	1907-9622	Pinion, Bevel (Model 2311A Only)
24.	1907-9523	Shaft and Gear, Brake
25.	1907-9524	Ring, Snap
26.	1907-9525	Shaft and Bearing Assembly, Piston (Includes No. 26)
27.	1907-9526	Bearing
28.	1907-9527	Gear Cluster Assembly, Piston
29.	1907-9528	Bushing
30.	1907-9529	Stop, Shifter
31.	1907-9530	Gasket, Case and Cover
32.	1907-9531	Gasket, Shift Lever Housing
33.	1907-9532	Gear, Shifting (3rd and 4th)
34.	1907-9533	Gear, Shifting (1st and Rev.)
35.	1907-9634	Gear, Bevel (Model 2311 Only)
36.	1907-9734	Gear, Bevel (Model 2311A Only)
37.	1907-9535	Gear, Idler
38.	1907-9536	Gear Cluster Assembly, Oil (Includes No. 45)
39.	1907-9537	Spacer
40.	1907-9538	Ring, Snap
41.	1907-9539	Shaft, Input
42.	1907-9540	Spur Gear, Input Shaft
43.	1907-9541	Washer, Thrust
44.	1907-9542	Seal and Retainer Assembly, Oil (Includes No. 45)
45.	1907-9543	Gear, Output
46.	1907-9544	Pinion, Output
47.	1907-9545	Seal, Oil
48.	1907-9546	Housing, Axle
49.	1907-9547	Cover Assembly, Transaxle (Includes Nos. 54, 55, 57, and 63)
50.	1907-9548	Case Assembly, Transaxle (Includes Nos. 54, 55, 57, and 63)
51.	1907-9549	Screw, Socket Hd. Cap 1/4-20 x 3/4
52.	1907-9550	Pin, Dowel
53.	1907-9551	Screw, Hex Hd. 5/16-18 x 7/8
54.	1907-9552	Plug, Magnetic Drain
55.	1907-9553	Lockwasher, Split 5/16"
56.	1907-9554	Bearing, Needle
57.	1907-9555	Bearing, Needle
58.	1907-9556	Bearing, Ball
59.	1907-9557	Bearing, Needle
60.	1907-9558	Bearing, Ball
61.	1907-9559	Bearing, Needle
62.	1907-9560	Seal, Oil
63.	1907-9561	Washer
64.	1907-9562	Shaft and Pinion
65.	1907-9563	Bearing, Needle
66.	1907-9564	Shaft, Reverse Idler
67.	1907-9565	Spacer, Reverse Idler
68.	1907-9566	Idler, Reverse
69.	1907-9567	Spur Gear (22 teeth)
70.	1907-9568	Bearing, Thrust
71.	1907-9569	Carrier Assembly, Differential (Includes No. 71)
72.	1907-9570	Carrier Assembly, Differential (Includes No. 71)
73.	1907-9571	Bushing
74.	1907-9572	"O" Ring
75.	1907-9573	Washer, Thrust
76.	1907-9574	Washer, Thrust
77.	1907-9575	Plug, Pipe





**VARIABLE
SPEED DRIVE**

Service Parts Breakdown

Nos. V-1705 & V-2405

**SPEEDEX TRACTOR
COMPANY**



SPEEDEX TRACTOR COMPANY

VARIABLE SPEED DRIVE

Item	Code Numbers		Description
	V-1705	V-2405	
1.	1705-7002	2405-7003 SO	Base Weldment
2.	40-8353	40-8353	Bushing $\frac{3}{4}$ x $\frac{5}{8}$
3.	1705-7001	2405-7002 SO	Handle Bracket Weldment
4.	44-1556	44-1556	Handle Grip
5.	2405-0001	2405-0001	Variator Pulley
6.	2405-4003 SO	2405-4003 SO	Collar
7.	876-2601	876-2601	Socket Set Screw $\frac{1}{4}$ x 20 x $\frac{1}{4}$ "
8.	2405-2506 SO	2405-2506 SO	Outer Bracket
9.	847-2803	847-2803	Hex Hd. Capscrew $\frac{5}{16}$ -18 x $\frac{5}{8}$
10.	2405-2005 SO	2405-2005 SO	Idler Arm
11.	847-2804	847-2804	Hex Hd. Capscrew $\frac{5}{16}$ -18 x 1"
12.	80-0528	80-0528	Medium Lock Washer $\frac{5}{16}$
13.	80-1028	80-1028	Washer $\frac{5}{16}$
14.	380-1022	380-1022	Flat Idler 2 $\frac{1}{4}$ Diameter
15.	847-3010	847-3010	Hex. Hd. Capscrew $\frac{3}{8}$ -16 x 2- $\frac{1}{2}$
16.	919-3000	919-3000	Hex Locknut $\frac{3}{8}$ -16
17.	343-1056	343-1056	Idler Spring
18.	2405-2502 SO	2405-2502 SO	Spring Clip
19.	2405-1007 SO	2405-1007 SO	Belt Retainer
20.	2405-3002	2405-3002	Ratchet Trip Lever
21.	919-2800	919-2800	Hex Locknut $\frac{5}{16}$ -18
22.	343-0885	343-0885	Declutch Spring
23.	2405-1006 SO	2405-1006 SO	Trunnion
24.	70-3104	70-3014	Wire Rope
25.	2405-7004 SO	2405-7004 SO	Brake Collar
26.	876-2601	876-2701	Socket Set Screw $\frac{1}{4}$ -28 x $\frac{1}{4}$ "
27.	1705-2504	2405-2501 SO	Linkage
28.		344-1228	Brake Spring
29.	1710-8002	2410-7003	Brake Shoe Weldment
30.	1910-0601	2410-0603	Brake Shoe
31.	50-1316	50-1316	Flat Hd. Rivet $\frac{3}{16}$ x 1"
32.	1710-7002	2410-7001	Lower Brake Weldment
33.	847-2805		Hex Hd. Capscrew $\frac{5}{16}$ -18 x 1- $\frac{1}{4}$ "
		847-2806	Hex Hd. Capscrew $\frac{5}{16}$ -18 x 1- $\frac{1}{2}$ "
34.	847-2807	847-2807	Hex Hd. Capscrew $\frac{5}{16}$ -18 x 1- $\frac{3}{4}$ "
35.	1710-1507	2410-1501	Brake Rod
36.	1706-7001	2406-7001	Clutch Pedal
37.		2406-2007	Pedal Stop



SPEEDEX TRACTOR COMPANY

VARIABLE SPEED DRIVE

Item	Code Numbers		Description
	V-1705	V-2405	
38.	847-3006	847-3006	Hex Hd. Capscrew $\frac{3}{8}$ -16 x 1 $\frac{1}{2}$
39.	1705-7501	2405-7501	Inner Guard
40.	1705-4004		Spacer $\frac{1}{2}$ "
		2405-4004	Spacer $\frac{1}{16}$ "
41.	2405-3001	2405-3001	Ratchet
42.	850-2805		Flat Hd. Capscrew $\frac{5}{16}$ -18 x 1- $\frac{1}{4}$
		850-2806	Flat Hd. Capscrew $\frac{5}{16}$ -18 x 1- $\frac{1}{2}$
43.	811-2012	811-2012	Rd. Hd. Machine Screw #10-24 x $\frac{3}{8}$ "
44.	1705-7502	2405-7502	Outer Guard
45.	392-6934	392-6934	"V" Belt 34" Special
46.	392-6943		"V" Belt 43" Special
		392-6947	"V" Belt 47" Special
47.	52-0306	52-0306	Cotter Pin $\frac{5}{32}$ x $\frac{3}{4}$
48.	52-0412	52-0412	Cotter Pin $\frac{3}{16}$ x 1- $\frac{1}{2}$
49.	52-0206	52-0206	Cotter Pin $\frac{1}{8}$ x $\frac{3}{4}$
50.	1705-7004	2405-7005	Engine Plate
51.	847-3005	847-3005	Hex Hd. Capscrew $\frac{3}{8}$ -16 x 1- $\frac{1}{4}$
52.	80-1142	80-1143	Transmission Pulley Spacer
53.	59-9008	59-9008	"S" Hook
54.	1713-9001		Battery Box (Rear)
55.	32-9258		Battery Cable 40"
56.	80-0230	80-0230	Wrot Washer $\frac{3}{8}$ "
57.	902-2800	902-2800	Full Hex Nut $\frac{5}{16}$ -18
58.	846-3007	846-3007	Hex Hd. Capscrew $\frac{9}{8}$ -16 x 1- $\frac{3}{4}$
59.	1705-7003	2405-2506 SO	Spring Anchor
60.		847-2804	Hex Hd. Capscrew $\frac{5}{16}$ -18 x 1
61.	935-3900	935-3900	Slotted Hex Jam Nut $\frac{5}{8}$ -18
62.	847-2807		Hex Hd. Capscrew $\frac{5}{16}$ -18 x 1- $\frac{3}{4}$
63.		80-0530	Medium Lock Washer $\frac{3}{8}$ "
64.	372-1206	372-1306	"V" Pulley